



# INSTALLATION GUIDE

## ANTENNA PANEL MAX 800MHz LTE

1. After unpacking there you should find for your disposal elements like on picture below.  
In case that there will not be all elements from the list, please contact with vendor.



<b>A</b>	Antenna
<b>B</b>	Holder
<b>C</b>	4 nuts to install holder <b>B</b>
<b>D</b>	4 washers to install holder <b>B</b>
<b>E</b>	Clamp
<b>F</b>	2 nuts to install clamp <b>E</b> to holder <b>B</b>
<b>G</b>	2 washers to install clamp <b>E</b> to holder <b>B</b>


2. Put holder **B** on screws from the antenna like on picture below.




3. Put pads and after that nuts on screws. Twist screws properly.



4. Put into holes in holder **B** clamp **E**



5. Put pads and after that nuts on clamp screws. Twist screws properly.





I. For tightening nuts we are using metric key 10 and 13



6. Install antenna on mast and twist the clamp.

